



WELCOME TO CENTRALE: A GUIDE FOR INTERNATIONAL STUDENTS



2013-2014

*Created by the Bureau International 2013
With the participation of the Direction des Relations Internationales
Ecole Centrale de Lyon*



Welcome

Introduction to the guide

First of all, on behalf of the Bureau International, we would like to welcome you to Ecole Centrale de Lyon – we can't wait to meet you at the end of August! In the meantime, we've created this guide for you, which we hope will help you prepare for your arrival at Centrale and avoid getting too lost in the process. We will also be there in person during the *semaine d'intégration* to ensure that everything goes as smoothly as possible.

Useful email addresses

If you have any questions about your arrival at Centrale, or if you would like more information, contact us by emailing us at asso-bi@sympa.ec-lyon.fr. We will get back to you as soon as possible.

For all administrative matters and other questions, please contact the International Relations Department at Ecole Centrale de Lyon: brigitte.pavone@ec-lyon.fr and marie-francoise.el-fassi@ec-lyon.fr.

Useful websites

Below are some websites which you might find useful before arriving at Centrale Lyon:

- * <http://www.ec-lyon.fr> Official website of Ecole Centrale de Lyon.
- * <http://www.lyoncampus.info> Guide for university students in Lyon.
- * www.tcl.fr Journey planners for public transport in Lyon.
- * www.voyages-sncf.com Site where you can reserve train tickets in France.






Table of contents

2013-2014	1
Welcome	2
Introduction to the guide	2
Useful email addresses.....	2
Useful websites	2
Table of contents.....	3
The History of Ecole Centrale de Lyon	14
The concept of « grandes écoles »	15
The International Team	17
Director of International Relations:.....	17
* Responsible for the international strategy of Ecole Centrale de Lyon.....	17
Marie-Françoise EL FASSI	17
* Coordinator of Erasmus exchanges and international partnerships.....	17
* Contact for Africa, Latin America, Brazil & Japan.....	17
International Mobility Coordinator (Entry & Exit):.....	18
Brigitte PAVONE	18
* Responsible for management of student mobility.....	18
* Financial monitor of exchange programs.....	18
* Contact for Europe	18
.....	18
Responsible for partnerships with Germany and Scandinavia:.....	18
Sonja BECKER.....	18
Responsible for the partnership with China:.....	18
Cheng SUN.....	18
Financial Manager of the International Relations Office:	18
Jean-Charles BENAMOU	18
• http://www.ec-lyon.fr/international/presentation	18
Administrative procedures.....	19
Visa & OFII procedure.....	19
.....	20
Medical cover	21



.....	21
Insurance	22
<i>L'assurance logement</i> (housing insurance)	22
<i>L'assurance responsabilité civile</i> (civil responsibility insurance).....	22
.....	22
.....	22
The CAF.....	23
.....	23
Essential documents.....	24
We strongly recommend that you make copies and scans of the following documents and put them in several different safe places :.....	24
You will find that you often need these documents during your stay in France!.....	24
The program.....	26
Subjects in first year	26
Subjects in second year	27
Subjects in second year continue with the <i>tronc commun</i> in the first semester, but in the second semester you get to choose five elective courses.....	27
In second year, the UE Pro <i>unité d'enseignement</i> includes a three-month professional internship, which serves as an introduction to the world of industry and the work done by an engineer.	27
.....	27
Subjects in third year.....	28
Students in third year choose an option and a metier.....	28
Options are based on an industry sector within engineering that future graduates of Centrale Lyon may choose to work in. The work covered within an option is based predominantly from on expertise, particularly on findings coming from within the School's research laboratories.	28
Options that may be covered in third year include:	28



- * Aeronautical Engineering 28
- * Bioengineering and Nanotechnologies 28
- * Energy..... 28
- * Civil and Environmental Engineering..... 28
- * Information Technology and Communication 28
- * Mathematics and Decision Making 28
- * Transport and Traffic Engineering..... 28

Métiers are based on a role that a graduate engineer might occupy at the beginning of their career. The general aim of the “métier” component of the course is to encourage students to use a wide range of scientific knowledge and skills in order to resolve the problems that companies are faced with today..... 28

The métiers that can be undertaken by third-year students are:..... 28

- * Research, Innovation and Development Engineer 28
- * Industrial Operations and Management Engineer 28
- * Supply Chain Engineer 28
- * Business Development Engineer 28
- * Eco-Conception and Innovation Engineer 28
- 28

Course structure 29

At the beginning of the year you will receive a username and password to access the School Intranet. Once you have these, you will be able to access your timetable on the Scolarité website under the heading marked EdT. 29

In first year, your timetable will look like this: 29

Monday 29

Tuesday 29

Wednesday..... 29

Thursday 29

Friday 29

Morning 29

Amphis, TD, TP..... 29

Amphis, TD, TP..... 29

Amphis, TD, TP..... 29

Amphis, TD, TP..... 29

Amphis, TD, TP..... 29



Afternoon 29

Languages 29

Languages 29

Project 29

Sporting matches..... 29

Amphis, TD, TP..... 29

- * Amphis: lectures with a large number of students attending..... 29
- * TD: small groups led by a teacher who sets the class exercises to solve 29
- * TP: practical work completed with a tutor in the School laboratories..... 29

In each class, attendance is compulsory and checked using a roll call. If you are absent for a class, you need to provide a justification to the Sclarité, whose office is located on the ground floor of the D5 building. 29



..... 29

Languages & sport..... 30

Language classes 30

When you arrive you will sit a test in French in order to assign you to a French class appropriate to your level. 30

In first year, students with a higher level in French have four hours of French class each week, while students with a lower level have six hours per week. These classes are aimed to help you sit an official French exam called the DELF B2 at the end of second year. Every international student completing a double diplôme is required to pass the DELF B2 exam at the end of their studies at Centrale. 30

You will also sit a test in English for the same reason..... 30



You are also able to choose to take weekly language classes in a third language. Languages offered include Arabic, Italian, Portuguese, Russian, Chinese, Japanese, German and Spanish..... 30



..... 30

Sport 31



..... 31

Clubs & associations 33

Associations 33



- <http://assoce.ec-lyon.fr/>..... 33
- <http://www.ec-lyon.fr/campus/vie-associative> 33
- Clubs 34
- <http://assoce.ec-lyon.fr/>..... 34
- Highlights of the year 35
- Accommodation 40
 - Comparat..... 40
 - ADOMA..... 41
 - Cleaning..... 42
 - Laundry..... 42
 - Off-campus accommodation 42
 - http://www.lyoncampus.info/Location-et-colocation-en-ville_a1422.html..... 42
- Some students choose to live off-campus instead of in the residences. Often they live in Lyon with other students « *en coloc* », in other words, they share an apartment with other students..... 42
- 42
- Services..... 43
 - Library..... 43
 - Infirmary 43
 - RU 43
 - SDeC 44
 - H10 computer rooms 44
 - <http://bibli.ec-lyon.fr> 44
- ECLAIR..... 45
- ECLAIR is a student association in charge of providing Internet to the residences. Across the campus you can connect to the Internet using the school Wifi, which is managed by the CRI (*Centre des Ressources Informatiques*, which is the official school IT department). However, in the student residences you can only connect using an Ethernet cable, which you will be able to buy during the first week from Éclair. 45
- Eclair also offers discounts on IT material from its partner companies. Having a laptop is compulsory at Centrale in order to fulfil all your class requirements – so don't forget to take advantage of this opportunity if you need to buy a new computer!..... 45
- In case of breakdowns or problems with a program, the ECLAIR office is open at lunchtime, where a member of the team will be happy to help you. You can find the ECLAIR office on the first floor of the building containing the RU and the foyer, at the end of the corridor to the left. 45
- 45



- <https://www.eclair.ec-lyon.fr/> 45
- 45
- Cards at Centrale 46
- Transports 48
 - Train..... 48
 - <http://www.voyages-sncf.com/> 48
 - <http://www.sncf.com/fr/tarifs-reduits/carte-jeune>..... 48
 - Plane 48
 - Lyon’s main airport is called Lyon St Exupéry, located about 20km from the city centre. For information on how to get to Lyon from the airport, see “Getting to Centrale” at the end of this guide..... 48
 - 48
 - <http://www.lyonaerports.com/>..... 48
 - <http://www.rhonexpress.fr/>..... 48
 - Road..... 48
 - In France vehicles are driven on the right-hand side of the road. Cars in France are mostly manual. The speed limit on freeways is 130km/hour in normal conditions and 110km/h in wet weather... 48
 - The blood alcohol limit for drivers on French roads is 0.05..... 48
 - Public Transport in Lyon 49
 - <http://www.tcl.fr/> 49
 - Telephones 50
 - Telephone operators..... 50
 - Types of phone recharges 51
 - Banks 52
 - Deals during the *rentrée*..... 52
 - During the *rentrée*, a number of representatives from local banks will come on campus to help you sign up for bank accounts. Some banks have agreements with the associations of the school and might offer you discounts on events such as the WEI. 52
 - To sign up for a bank account you generally need:..... 52
 - * a passport or identity card 52
 - * a *certificate de résidence* 52
 - Types of payment in France 52
 - In France, there are three main ways to pay for things: by credit card, in cash, and by cheque. 52



* Credit cards are commonly used for transactions in supermarkets and when buying things like clothes, shoes and technology.	52
* Cash tends to be used for smaller purchases in places like the market and the bakery.	52
* Cheques are also frequently used in France. Cheques are generally used to pay for things such as rent, school excursions and extra-curricular activities. Ask your bank to give you a <i>chèquier</i> (checkbook) when you sign up for a French bank account.	52
.....	52
Shopping.....	53
Grocery shopping	53
A useful list of things to buy when you first arrive.....	54
Other kinds of shopping	55
• http://www.confluence.fr/W/do/centre/accueil	55
• http://www.centrecommercial-partdieu.com/W/do/centre/accueil	55
• http://www.lyon-france.com/Que-faire/Shopping-mode	55
International life in Lyon	56
Tourism Office	56
The Lyon tourism office is located at Place Bellecour. Place Bellecour is a large square located in the heart of Lyon and is serviced by the Bellecour metro station. At the tourism office you will find numerous brochures about Lyon, as well as staff members who can organise hotel rooms and guided visits of the city. It's a good place to go if you are lost – it is open seven days a week from 9am to 6pm, with help available in French and English.....	56
Further information is available on the Tourism Office website, with information available in French, English, German, Spanish, Italian, Russian, Chinese and Japanese.....	56
• http://www.lyon-france.com/	56



.....	56
Lyon International	57
.....	57
• http://www.lyon-international.org/	57
Polyglot Club.....	57
The Lyon Polyglot Club hosts gatherings where you can meet people from all over the world and practice your foreign language skills (including French!).....	57
• https://fr-fr.facebook.com/PolyglotClubLyon	57
.....	57
Couchsurfing.....	57
Couchsurfing is well-known for their online network which lets travellers find temporary accommodation in someone's home. However, there is also a strong community within Lyon who get together each Monday night to hang out and drink a beer.....	57
• https://www.couchsurfing.org/n/events/cs-lyon-monday-meeting-lyon--5	57
•	57
.....	57
Erasmus	57
• https://fr-fr.facebook.com/lyon.erasmus/info	57
Interesting links	59
• Official website of Ecole Centrale de Lyon	59
• Timetables, administrative informations, transcript, absences.....	59



• You need a username and password to access (after the <i>rentrée</i>).....	59
• Subjects, academic information	59
• You need a username and password to access (after the <i>rentrée</i>).....	59
•	59
• A group created by the BI which contains all the international students at Centrale Lyon who have Facebook. A good place to ask questions.....	59
• This website will give you an idea of some of the events and activities that happen on the campus throughout the year.....	59
Yearly calendar	60
2013.....	60
2014.....	60
Glossary	61
HH Happy Hour, taking place each Tuesday night, where beer is served.....	61
Rentrée Back to school, the beginning of the academic year.....	61
RU Restaurant Universitaire, the school cafeteria which serves meals.....	61
Getting to Centrale.....	62
Train.....	62
From Lyon Perrache (journey takes about 30 minutes).....	62
From Lyon Part-Dieu (journey takes about 30 to 45 minutes).....	62
From the centre of Lyon (journey takes about 35 to 50 minutes)	62
Car	62
From Paris.....	62
From Lyon Saint-Exupéry Airport	63
From the train stations Lyon Perrache and Lyon Part-Dieu	63
Plane	63
From airports in Paris	63
From Lyon Saint-Exupéry Airport	63
Campus map.....	65



ÉCOLE
CENTRALE LYON



About the School



The History of Ecole Centrale de Lyon



- * Ecole Centrale de Lyon was created in **1857**, specialising in industrial mechanics, civil construction and industrial design. The School was then located in the centre of Lyon and called « École centrale lyonnaise pour l'Industrie et le Commerce ».
- * In 1930, Ecole Centrale welcomed its first **female engineering student**.
- * In 1963, entrance examinations were developed in line with Ecole Centrale Paris.
- * In 1967, the School moved its campus to **Ecully**, where it remains today.
- * In 1968, the School made its first exchange agreement with Technische Universität Darmstadt, Germany.
- * In 1970, the School changed its name to become **Ecole Centrale de Lyon**.
- * In 1980, partnership agreements were established with Japan and the United States.
- * In 1990, partnership agreements were established with China.
- * In 1992, partnership agreements were established with countries in Central and Eastern Europe.
- * In 1996, the TIME network was created, facilitating double-degree programs across European universities.
- * In 2000, the first exchange agreements were established with countries in South America, including Argentina, Chile, and Brazil.
- * In 2005, École Centrale de Pékin was created by the Groupe des Écoles Centrales.
- * In 2010, an alliance was established between Centrale Lyon and EMLYON at the Lyon Ouest-Écully campus.
- * In 2012, the joint I.D.E.A. program run by Centrale Lyon and EMLYON saw its first graduating class, as well as the school's first Industrial Chair with Éco-Emballages.



The concept of « grandes écoles »

Ecole Centrale de Lyon is one of the best engineering schools in France. It is part of an educational system that is very French!

There are two pathways through which French students can be accepted into Ecole Centrale de Lyon:

- * **Admission via competitive entrance exams:** About 80% of students at Centrale are accepted after two or three years of preparatory classes, known as “prépa”. The preparatory classes are a typically French institution, and it can be difficult for international students to imagine how they might work. During the two years of prépa, students work very intensively to learn the fundamentals of maths, physics, chemistry and industrial sciences before sitting both written and oral entrance exams. These students are traditionally known as “taupins” (moles) because they work so hard and rarely see the light of day!



- * **Admission via university:** About 5% of students are admitted after completing a three-year degree at university. They sit an entrance exam that is slightly different to the one sat by prépa students.
- * **Admission via *double diplôme*/Erasmus:** About 15% of students are accepted into Centrale through partnerships with universities overseas. (For example you!)

For more information :

- <http://www.ec-lyon.fr/formation/ingenieur-generaliste/admissions>
- http://www.lemonde.fr/education/article/2011/02/11/c-est-quoi-une-grande-ecole_1477588_1473685.html



Administrative matters



The International Team

The International Relations Team at Centrale is officially in charge of the international aspects of the School. The team will be there during the *rentrée* to help you with the administrative procedures at the beginning of the year. The team is also available all year round if you have any questions or concerns.



Director of International Relations:

Magali PHANER-GOUTORBE

- * Responsible for the international strategy of Ecole Centrale de Lyon



Manager of the International Relations Office:

Marie-Françoise EL FASSI

- * Coordinator of Erasmus exchanges and international partnerships
- * Contact for Africa, Latin America, Brazil & Japan





International Mobility Coordinator (Entry & Exit):

Brigitte PAVONE

- * Responsible for management of student mobility
- * Financial monitor of exchange programs
- * Contact for Europe




Responsible for partnerships with Germany and Scandinavia:

Sonja BECKER



Responsible for the partnership with China:

Cheng SUN



Financial Manager of the International Relations Office:

Jean-Charles BENAMOU



Responsible for partnerships with English-speaking countries: Lisa MIHAMI

Assistant Mobility and Scholarships: Maha ZAAFRANE

For more information :

- <http://www.ec-lyon.fr/international/presentation>



Administrative procedures

Visa & OFII procedure

To study at Ecole Centrale de Lyon, you need to obtain the VLS-TS visa, which allows you to stay in France for an initial period of between 4 and 12 months. This visa is compulsory for all international students (with the exception of Algerian students, who are subject to special conditions) who wish to study in a French university or *grande école*.

In order to receive the VLS-TS visa, you need to go on to the Campus France website and follow the CEF procedure, if it applies to your home country. There are Campus France offices in thirty-one countries, which you will find listed on the Campus France site. You can find this list on the Campus France website: <http://www.campusfrance.org/fr/page/a-partir-dun-pays-a-procedure-cef>.

For students who are thinking about studying in France, this resource provides support and advice in administrative matters, from visa requests to tracking the progress of online applications.

During your first three months in France, you will need to obtain a *vignette valant titre de séjour*, an official document in your passport confirming the validity of your extended-stay student visa.

- * When you applied for your extended-stay student visa, you will have sent a half-completed VLS-OFII form along with the other necessary documents. The French Embassy or Consulate located in your home country will have returned this VLS-OFII form to you, along with your visa.
- * You will need to complete the second half of this form upon arrival in France and submit it to Centrale's International Relations department, so that they can then send it to the OFII office located in Lyon.



- * When the OFII receives your form and necessary documents such as a photocopy of your passport identity page and the stamp showing your entry date in France or the Schengen Zone, the OFII will send you a letter notifying you of an appointment at their office in Lyon.
- * During this appointment, you may be required to submit to a medical examination, depending on your country of origin.
- * Before the appointment, you will buy an official stamp worth 58 €, which is the administration fee of the OFII procedure.
- * Once you have presented all the necessary documents and passed the medical examination, you will be given your *vignette valant titre de séjour*.

The International Relations department at ECL will help you with all these procedures once you arrive at Centrale. If you are a double diplôme student, the International Relations department will also assist you when the time comes to renew your VLS-TS.

For more information :

- <http://www.ec-lyon.fr/international/etudier-centrale-lyon/infos-pratiques/visa-assurances-logement>
- <http://www.campusfrance.org/fr/page/a-partir-dun-pays-a-procedure-cef>
- http://www.ofii.fr/venir_en_france_obtenir_son_titre_de_sejour_vls_ts_193/visa_de_long_sejour_titre_de_sejour_pour_les_etudiants_955.html





Medical cover



French medical cover is overseen by the *Securité Sociale*. In 2012-2013, students paying an annual fee of 207 € were partially reimbursed for all medical costs. It is compulsory for all non-European students to sign up for this medical cover once they arrive at Centrale.

To be eligible for “student” rates of *Securité Sociale*, students must be less than 28 years old and be enrolled in a tertiary educational institution for at least 4 months.

Students who come from the European Economic Area (EEA) do not need to pay for cover under *Securité Sociale* if they hold a European health insurance card valid for the entire university year or a certificate confirming private insurance which covers all medical expenses.

Sécurité Sociale can be used to reimburse about 60% of all medical costs. In addition to this compulsory system, student union funds known as *mutuelles* allow students to be fully reimbursed for all medical care if they pay an additional fee.

For more information :

- <http://www.ec-lyon.fr/international/etudier-centrale-lyon/infos-pratiques/visa-assurances-logement>
- http://www.lyoncampus.info/S-assurer-se-soigner_a1466.html





Insurance



Both these types of insurance are **compulsory**. They can be purchased when you arrive at Centrale, often at the time when you sign up for a mutuelle étudiante (supplementary student medical cover). They cost between 20 and 40 euros a year.

L'assurance logement (housing insurance)

Regardless of which type of accommodation you choose, you will need to purchase an *assurance logement*, whether you live in a university residence or in a privately owned dwelling.

L'assurance responsabilité civile (civil responsibility insurance)

Civil responsibility insurance covers any accidents involving people or property during academic studies, internships or in an external setting. Civil responsibility insurance compensates the victim for any damages that your actions may cause.

This type of insurance is often included as part of another type of insurance (such as housing insurance), so make sure you read the conditions carefully to avoid paying more than you need to.

For more information :

- <http://www.ec-lyon.fr/international/etudier-centrale-lyon/infos-pratiques/visa-assurances-logement>
- http://www.lyoncampus.info/S-assurer-se-soigner_a1466.html





The CAF



In France, students of all nationalities are eligible for a financial aid package for accommodation, paid for by the French Republic. France is the only country in Europe to offer this kind of housing benefit for students.

The organisation responsible for these payments is known as the CAF, or the Caisse d'Allocations familiales. The CAF assists students financially with by paying the APL (Aide Personnalisée au Logement, or Personalised Housing Assistance).

This amount of aid received is calculated based on the cost of rent as well as the financial resources of individual students. Online applications for this will be completed once you arrive at Centrale and move in to your accommodation. Please don't hesitate to ask a member of the BI for help with this, it can be a bit complicated.

Also note that the CAF can be slow with its aid payments – after making an application, it can take up to a year for the money to appear in your bank account, so make sure you have enough to cover the entire year's rent without the help of the CAF.

For more information :

- <http://www.ec-lyon.fr/international/etudier-centrale-lyon/infos-pratiques/visa-assurances-logement>
- <http://www.caf.fr/actualites/2012/etudiants-tout-savoir-sur-les-aides-au-logement>





Essential documents

We strongly recommend that you make copies and scans of the following documents and put them in several different safe places :

- * Passport/national identity card
- * The *certificat de résidence*
- * Your RIB (bank account details, once you have set up a bank account in France)
- * Birth certificate (needed by the CAF)

For non-Europeans

- * *Visa valant titre de séjour*
- * *Titre de séjour* (once you have had your appointment at the OFII)

You will find that you often need these documents during your stay in France!





Academic matters



The program

Subjects in first year

At Centrale, first year is structured in two semesters: Semester 5, which goes from September to January, and Semester 6, which goes from February to June.

International students do courses that are part of the *tronc commun* (common curriculum):

Semester	Unité d'Enseignement	Matières dans l'Unité d'Enseignement
Semester 5	Mathematics	Adapted Mathematics for international students
		Optimisation
		Probabilities and Statistics
Semester 5	Energy and Systems Control	Control Systems Engineering
		Electrical Energy
Semester 5	Computing and Information Technology	Algorithms and Object-Oriented Programming
		Software engineering and IT project management
		Introduction to data and information systems
		Computing project
Semester 5	Economics and Management Sciences	Accounting and business management
		Economics
Semester 6	Information Sciences and Techniques	Electronics and communication systems
		Signal Processing
Semester 6	Fluids and Energie	Fluid Concepts and Applications
		Laboratory Work
Semester 6	Materials Engineering	Structure and Properties
		Laboratory Work
Semester 6	Physics and Chemistry of Matter	Physics
		Chemistry

There is also a *unité d'enseignement* called UE Pro, which takes place over the course of the entire year, where you will work on a team project, go to conferences featuring industry professionals, complete practical work experience, and conduct interviews with engineers active in industry.

For more information :

- <http://www.ec-lyon.fr/formation/ingenieur-generaliste/cursus/tronc-commun>



Subjects in second year



Subjects in second year continue with the *tronc commun* in the first semester, but in the second semester you get to choose five elective courses.

Semestre	Unité d'Enseignement	Matières dans l'Unité d'Enseignement
Semestre 7	Mécanique des Solides et des Structures	Mécanique des Solides Déformables
		Mécanique des Solides Déformables Aspects Expérimentaux
		Maquettage Numérique
		Compléments de dynamique des structures, optimisation
Semestre 7	Génie Mécanique	Génie Mécanique Technologie-Mécanique Générale-RDM
		Activités pratiques de Génie Mécanique
		Modélisation et Conception
		Conception de Mécanisme
Semestre 7	Sciences Humaines et Sociales	Sciences Humaines
		Organisations, travail, management
		Ethique
Semestre 7	Approfondissement	Plusieurs choix possibles
Semestre 8	Programme d'électifs	Plusieurs choix possibles

In second year, the UE Pro *unité d'enseignement* includes a three-month professional internship, which serves as an introduction to the world of industry and the work done by an engineer.

For more information:

- <http://www.ec-lyon.fr/formation/ingenieur-generaliste/cursus/parcours-electif>



Subjects in third year



Students in third year choose an **option** and a **metier**.

Options are based on an industry sector within engineering that future graduates of Centrale Lyon may choose to work in. The work covered within an option is based predominantly from an expertise, particularly on findings coming from within the School's research laboratories.

Options that may be covered in third year include:

- * Aeronautical Engineering
- * Bioengineering and Nanotechnologies
- * Energy
- * Civil and Environmental Engineering
- * Information Technology and Communication
- * Mathematics and Decision Making
- * Transport and Traffic Engineering

Métiers are based on a role that a graduate engineer might occupy at the beginning of their career. The general aim of the "métier" component of the course is to encourage students to use a wide range of scientific knowledge and skills in order to resolve the problems that companies are faced with today.

The **métiers** that can be undertaken by third-year students are:

- * Research, Innovation and Development Engineer
- * Industrial Operations and Management Engineer
- * Supply Chain Engineer
- * Business Development Engineer
- * Eco-Conception and Innovation Engineer

For more information

- <http://www.ec-lyon.fr/formation/ingenieur-generaliste/cursus/metiers>
- <http://www.ec-lyon.fr/formation/ingenieur-generaliste/cursus/options>



Course structure



At the beginning of the year you will receive a username and password to access the School Intranet. Once you have these, you will be able to access your timetable on the Scolarité website under the heading marked EdT.

In first year, your timetable will look like this:

	Monday	Tuesday	Wednesday	Thursday	Friday
Morning	Amphis, TD, TP	Amphis, TD, TP	Amphis, TD, TP	Amphis, TD, TP	Amphis, TD, TP
Afternoon	Languages	Languages	Project	Sporting matches	Amphis, TD, TP

- * Amphis: lectures with a large number of students attending
- * TD: small groups led by a teacher who sets the class exercises to solve
- * TP: practical work completed with a tutor in the School laboratories

In each class, attendance is **compulsory** and checked using a **roll call**. If you are absent for a class, you need to provide a justification to the Scolarité, whose office is located on the ground floor of the D5 building.





Languages & sport

Language classes

When you arrive you will sit a test in French in order to assign you to a French class appropriate to your level.

In first year, students with a higher level in French have four hours of French class each week, while students with a lower level have six hours per week. These classes are aimed to help you sit an official French exam called the DELF B2 at the end of second year. Every international student completing a double diplôme is required to pass the DELF B2 exam at the end of their studies at Centrale.

You will also sit a test in English for the same reason.

You are also able to choose to take weekly language classes in a third language. Languages offered include Arabic, Italian, Portuguese, Russian, Chinese, Japanese, German and Spanish.





Sport



Sport at Centrale is compulsory for students in first and second year – each student must choose a sport at the beginning of the year. Fortunately there is a long list of activities to choose from!

Multiple sports on offer:

- * Football (soccer), rugby, handball, basketball, volleyball, tennis, badminton, sailing, judo, fencing, swimming, waterpolo, rowing, diving, climbing, archery, dance...

It is also possible to do EPS (physical education) where a variety of sports are covered with a sports teacher over the course of the year.

For more information :

- <http://bds-centrale-lyon.com>
- <http://assoce.ec-lyon.fr/spip.php?article83>





Student life



Clubs & associations

Associations

Students at Centrale Lyon have the opportunity to participate in many different student associations. The associations greatly enrich life at the school.

A few examples of student associations:

* **Bureau International**

- * A group of students who welcome international students to the campus in August as well as organising international-themed activities all year round. (We're the ones who wrote this guide.)

* **WEI**

- * In charge of the *semaine d'intégration* for all students, which takes place a week after the *semaine d'intégration* for international students.

* **BDE**

- * Representatives of the student body, who liaise with the administration and ensure that all the student associations are running smoothly.

* **BDS**

- * Responsible for the organisational aspects of sport at Centrale.

* **SDeC**

- * Print *polycopiés* (course documents) and any other documents you wish to print at the SDeC.

* **PH**

- * Write the weekly student newspaper, the Piston Hebdo.

* **Gala**

- * Organise the "Gala", which is a semi-formal event that takes place after the official graduation ceremony in November.

For more information :

- <http://assoce.ec-lyon.fr/>
- <http://www.ec-lyon.fr/campus/vie-associative>



Clubs



Clubs are a way for you to practise your hobbies with other students who share common interests. Clubs are open to everyone at Centrale and are an important part of life at the School.

A few clubs at Centrale:

- * Astronomy Club
- * Comics Club (BD)
- * Billiards Club
- * Brazilian Club
- * Chinese Club
- * Cinema Club
- * Circus Club
- * Cocktail Club
- * Dance Club
- * Chess Club
- * Campus Gay Lyon
- * Hip Hop Club
- * Improv Club
- * Magic Club
- * Marmiton Club (gastronomy)
- * Music Club
- * Œnology Club (wine)
- * Photo Club
- * Robotics Club
- * Theatre Club
- * Centrale Television Network
- * Commuz' (musical theatre)



For more information:

- <http://assoce.ec-lyon.fr/>



Highlights of the year

- * **The *semaine d'intégration* for all students**
 - * This takes place the week after the *semaine d'intégration* for international students and is a great opportunity to meet your fellow French students.



- * **Week-end d'intégration**
 - * After the *semaine d'intégration* in **September**, all students at Centrale go off for a weekend away together at a secret location.





* **Raid**

- * A long-distance sporting challenge undertaken in groups in **October**, with a course that incorporates mountain biking, canoeing, trail running and rock climbing.



* **Globe Cooker**

- * A cooking competition in November, with teams of students representing the different countries present on the Centrale campus.





* **Gala**

- * The biggest social event of the year, held after the official graduation ceremony at the end of **November**.



* **Chinese New Year**

- * An event hosted in **February** by the school's Chinese students, with singing, dancing, hip hop, circus and Chinese delicacies!





* **Challenge**


- * A huge sporting tournament hosted by Centrale, with 24 other *grandes écoles* and 20 different sports played.



* **Commuz'**

- * A musical theatre production created by the students and performed in **April**





Practical information on campus



Accommodation

There are two types of accommodation at Centrale: Comparat and ADOMA.

Comparat


Comparat is managed by the School itself. The residence consists of 4 buildings with 6 floors each. Each floor has a kitchen shared by the residents of the floor, as well as 16 rooms of 13m², each with an individual bathroom complete with toilet, shower and sink.

Bedding (sheets, bedspread, pillow) is provided at Comparat. There are generally cooking utensils and cutlery on each floor left by past students that are free for everyone to use.

The buildings of Comparat tend to be very lively thanks to the shared kitchen and a strong “floor culture”. On Thursday nights there is a shared meal (“*bouffe d’étage*”) in the kitchen.

In general, the upper floors of the building (4th, 5th, 6th floors) are generally the party floors, while the lower floors are usually calmer. International students are usually placed in rooms in the corners of the floor, far away from the kitchen, and therefore can enjoy at least a bit of calm!

The only drawback at Comparat is that the kitchens can become a bit untidy.





ADOMA



ADOMA is managed by an external organisation. Here, there are 3 buildings consisting of 4 floors each, with rooms of either 18m² or 30m², each with a bathroom and individual kitchen facilities. You will need to supply your own bedding and cooking utensils.

These buildings are calmer but lack the floor camaraderie that exists at Comparat. That said, students in ADOMA can become affiliated with a floor, which means that can go and eat dinner with the floor on Thursday nights when everyone has their *bouffe d'étage* (floor feast). We will tell you how to sign up for this at the *rentrée*!



For more information:

- <http://www.ec-lyon.fr/campus/hebergement>
- <http://www.ec-lyon.fr/campus/hebergement/residence-paul-comparat>
- <http://www.ec-lyon.fr/campus/hebergement/residence-paul-emile-victor>



Cleaning

Cleaners are hired by the residences to clean the kitchens of Comparat and shared areas of ADOMA, but students are responsible for the cleaning of their own rooms and bathrooms. It is therefore a good idea to buy some basic cleaning supplies when you first arrive.

Laundry

In Comparat, laundry rooms are located on the ground floor of Batiment V and Batiment T. Here you can use the washing machines for 2.20€ and the dryers for 1.00€.

In ADOMA, laundry rooms are located on the ground floor of each building. Here you can use the washing machines for 2.00€ and the dryers for 1.00€. There is also an ironing board in the laundry rooms of ADOMA.

You pay to use the laundry facilities with your Carte MONEO (the same one you use for the RU).

Off-campus accommodation

Some students choose to live off-campus instead of in the residences. Often they live in Lyon with other students « *en coloc* », in other words, they share an apartment with other students.

For more information:

- http://www.lyoncampus.info/Location-et-colocation-en-ville_a1422.html





Services



Library

At the library, you will find books of all genres, plenty of computers, and scanners in each corner of the library.

Day	Opening Hours
Monday	8:30am-7:30pm
Tuesday	8:30am-7:30pm
Wednesday	8:30am-7:30pm
Thursday	8:30am-7:30pm
Friday	8:30am-7:30pm
Saturday	10am-3pm

Infirmary

The Centrale infirmary, located on the ground floor of Bâtiment U, is open at the following times:

Day	Opening Hours
Monday	8am-4pm
Tuesday	8am-4pm
Wednesday	8:30pm-4pm
Thursday	9am-5pm
Friday	8am-4pm

RU

The university cafeteria, or Restaurant Universitaire, is open at the following times:

Day	Lunch	Dinner
Monday	11 :30am-1 :30pm	6 :45pm-8 :15pm
Tuesday	11 :30am-1 :30pm	6 :45pm-8 :15pm
Wednesday	11 :30am-1 :30pm	6 :45pm-8 :15pm
Thursday	11 :30am-1 :30pm	CLOSED
Friday	11 :30am-1 :30pm	CLOSED

Each meal from the RU costs 3.10€ (subject to change).

You need to buy meals from the RU with your **Carte MONEO**. Cash is not accepted.



SDeC



The SDeC is open at lunchtime during the week as well as in the evenings before events.

At the SDec, you can print documents, buy 10-packs of bus tickets, paper, pencils, envelopes, stamps or recharge your Code Bar to buy drinks during the HH.

H10 computer rooms

There are also computer rooms in the H10 building where you can use the computers and printers (for free). Don't forget to bring some blank sheets of A4 paper to print on.

In general, the computer rooms are open:

Day	Hours
Monday	8am-midnight
Tuesday	8am-midnight
Wednesday	8am-midnight
Thursday	8am-midnight
Friday	8am-midnight
Saturday	11am-10:30pm
Sunday	11am-10:30pm

For more information:

- <http://bibli.ec-lyon.fr>





ECLAIR



ECLAIR is a student association in charge of providing Internet to the residences. Across the campus you can connect to the Internet using the school Wifi, which is managed by the CRI (*Centre des Ressources Informatiques*, which is the official school IT department). However, in the student residences you can only connect using an Ethernet cable, which you will be able to buy during the first week from Éclair.

Eclair also offers discounts on IT material from its partner companies. Having a laptop is compulsory at Centrale in order to fulfil all your class requirements – so don't forget to take advantage of this opportunity if you need to buy a new computer!

In case of breakdowns or problems with a program, the ECLAIR office is open at lunchtime, where a member of the team will be happy to help you. You can find the ECLAIR office on the first floor of the building containing the RU and the foyer, at the end of the corridor to the left.

For more information:

- <https://www.eclair.ec-lyon.fr/>





Cards at Centrale

There are two cards which are frequently used on campus.

Code Bar



Used to...

- * Buy food and drinks at the bar
- * Pay for purchases at the SDec.
- * Rechargeable at the SDec by cheque or credit card.

Carte MONEO




Used to

- * Pay for meals at the RU
- * Buy food and drinks from vending machines
- * Use the washing and drying machines.
- * Also your official student card.

To recharge your Carte MONEO

- * You can recharge your Carte MONEO at the machines in front of the RU. You can do this in two ways:
 - * With a **French credit card** (international credit cards don't work)
 - * Via recharge bought from the CROUS office
 - * The CROUS office is located on the floor below the RU. Here, you can pay for a recharge via cash, cheque or international credit card. Once you have the recharge slip you can use the automatic machines.

The best time to use the automatic machines is NOT at midday when there are long lines of people waiting to recharge. Also, avoid putting too much money on your card at once, because if you lose your student card, there's no way to get back the money on it.



Practical information off campus



Transports

Train

The SNCF is the company responsible for operating trains and railways in France.

If you plan to travel at least twice during the year via train, a good deal is to buy the discount card called the *carte 12-27*. You can get this card either via the Internet or at train stations. It costs 50€, is valid for 12 months and allows you to travel at reduced prices.

It's best to buy train tickets as far in advance as possible. They are 50% cheaper when bought 3 months in advance compared to buying them 1 week before you leave.

For more information:

- <http://www.voyages-sncf.com/>
- <http://www.sncf.com/fr/tarifs-reduits/carte-jeune>

Plane

Lyon's main airport is called Lyon St Exupéry, located about 20km from the city centre. For information on how to get to Lyon from the airport, see "Getting to Centrale" at the end of this guide.

For more information:

- <http://www.lyonaeroports.com/>
- <http://www.rhonexpress.fr/>

Road

In France vehicles are driven on the right-hand side of the road. Cars in France are mostly manual. The speed limit on freeways is 130km/hour in normal conditions and 110km/h in wet weather.

The blood alcohol limit for drivers on French roads is 0.05.



Public Transport in Lyon



Lyon has a variety of forms of public transport, including metros, buses and trams.

Tickets can either be purchased from automatic dispensers located outside metro stations, or once on board buses or trams.

When buying transport tickets from automatic dispensers, you will need to use either coins or a French credit card. Unfortunately international credit cards are not accepted.

Once you have the Centrale student ID card you will be eligible for a discount fare on public transport. A cheap option for students who live on campus and use public transport occasionally is to buy a set of ten tickets at *tarif réduit*. These can be bought at the automatic dispensers located at metro stations, or directly from the SDEC.

Watch out, there are often *contrôleurs* at metro stations who will check that you have validated your ticket and are carrying your student ID card.

To help you plan your journeys, use the “Mon Itinéraire” option on the TCL website.

For more information:

- <http://www.tcl.fr/>





Telephones

Telephone operators

The three main traditional telephone operators in France are Orange, SFR and Bouygues. These well-established companies have mobile phone plans as well as deals on landlines and home internet connections. You can sign up for one of these plans at an official store or at a general mobile phone store such as Phone House.

Recently cheaper online operators such as Free have become popular among students.

For more information :

- <http://mobile.free.fr/>
- <http://www.orange.fr/>
- <http://www.sfr.fr/>
- <http://www.bouyquestelecom.fr/>





Types of phone recharges

There are two types of phone recharges in France:

* ***Forfait portable carte prépayée (no long term commitment)***

A recharge that is *prépayé* is a **set amount** of phone calls, texts and/or internet data that only lasts a **certain number of days**. When you have used it up, you need to go into the store to buy another recharge. This might be a good option for when you first arrive in France and you don't have a bank account and haven't yet decided on a phone plan.

* ***Forfait mobile (long term commitment)***

Once you have set up a French bank account, you might want to sign up for a *forfait mobile*. In this case, you supply the telephone company with your bank details and they **automatically** deduct a certain amount from your bank account each month in exchange for ongoing coverage. This way you don't have to continually purchase new phone credit, and often it is **cheaper**.

Watch out, in some cases the *forfait* has a minimum duration, and you're obligated to pay the monthly fee for at least 12 months. If you aren't going to be in France for 12 months, you're better off with a *forfait* which has no minimum duration.

Make sure you always read the conditions carefully before signing up! Feel free to ask a member of the BI if you have any trouble understanding them.

For more information :

- http://telephonie.comprendrechoisir.com/comprendre/carte_prepayee



Banks

Deals during the *rentrée*

During the *rentrée*, a number of representatives from local banks will come on campus to help you sign up for bank accounts. Some banks have agreements with the associations of the school and might offer you discounts on events such as the WEI.

To sign up for a bank account you generally need:

- * a **passport** or **identity card**
- * a ***certificate de résidence***

Types of payment in France

In France, there are three main ways to pay for things: by credit card, in cash, and by cheque.

- * **Credit cards** are commonly used for transactions in supermarkets and when buying things like clothes, shoes and technology.
- * **Cash** tends to be used for smaller purchases in places like the market and the bakery.
- * **Cheques** are also frequently used in France. Cheques are generally used to pay for things such as rent, school excursions and extra-curricular activities. Ask your bank to give you a *chèquier* (checkbook) when you sign up for a French bank account.





Shopping



Grocery shopping

To do your grocery shopping, there are two options:

- * The Ecully shopping centre (*centre commercial* in French) is about a 15 minute walk from Centrale.
 - * Here there are lots of different kinds of shops (shoes, clothes, cosmetics, telephone operators, pharmacies, bakeries, a McDonalds), open from Monday to Saturday, from 9:30am to 8pm.
 - * There is also a giant Carrefour open from 8:30am to 10pm on weekdays and from 8:30am to 8pm on Saturdays.
- * Centre of Ecully
 - * Here there are two small supermarkets, a few shops, the post office, banks, hairdressers and a market on Thursday and Saturday mornings.

Note that in France, shops are **closed** on Sundays. Some small supermarkets are open in the morning, such as the Carrefour City in the centre of Ecully, which is open from 9am to 1pm on Sundays.





A useful list of things to buy when you first arrive

Here is a list of things we found useful to buy at the beginning of the year:

Comparat

- * Toilet paper
- * Basic cleaning products (for your room and bathroom)
- * Broom
- * Bath towel
- * Plate, glass, cup, cutlery if you don't want to use the ones in the shared kitchen
- * Shopping bag (for groceries)
- * Dishwashing liquid
- * Blank A4 paper that you can use to print things in the H10 computer rooms
- * Cooking oil
- * Washing powder
- * Coathangers
- * Stationery and school materials (papers, pens etc) for classes

There are some cleaning implements, such as a mop, located in the cupboard next to the kitchen (this can be unlocked using your room key).

Generally cooking utensils are left behind by former residents of the floor so there is no need to purchase pots, pans etc.

ADOMA

- * Toilet paper
- * Basic cleaning products (for your room and bathroom)
- * Broom
- * Bath towel
- * Plates
- * Cutlery
- * Glasses, cups
- * Saucepan
- * Blank A4 paper that you can use to print things in the H10 computer rooms
- * Cooking oil
- * Washing powder
- * Coathangers
- * Stationery and school materials (papers, pens etc) for classes
- * Other kitchen utensils (chopping board, knives, etc)



Other kinds of shopping

For clothes, technology and other types of shopping, the best place to go is the centre of Lyon.

A few good places:

- * Rue de la République (Bellecour metro station)
- * Part-Dieu shopping centre (Part-Dieu metro station)
- * Confluence shopping centre (10 minutes on foot from Perrache metro station)

For more information:

- <http://www.confluence.fr/W/do/centre/accueil>
- <http://www.centrecommercial-partdieu.com/W/do/centre/accueil>
- <http://www.lyon-france.com/Que-faire/Shopping-mode>





International life in Lyon

Tourism Office

The Lyon tourism office is located at Place Bellecour. Place Bellecour is a large square located in the heart of Lyon and is serviced by the Bellecour metro station. At the tourism office you will find numerous brochures about Lyon, as well as staff members who can organise hotel rooms and guided visits of the city. It's a good place to go if you are lost – it is open seven days a week from 9am to 6pm, with help available in French and English.

Further information is available on the Tourism Office website, with information available in French, English, German, Spanish, Italian, Russian, Chinese and Japanese.

For more information:

- <http://www.lyon-france.com/>





Lyon International

Lyon International is an organisation where international students can sign up to share a meal with a French family living in Lyon. There are also a number of events organised throughout the year such as river cruises on the Rhône and the Saone, day trips to the Beaujolais area and an international buffet.

For more information:

- <http://www.lyon-international.org/>

Polyglot Club

The Lyon Polyglot Club hosts gatherings where you can meet people from all over the world and practice your foreign language skills (including French!).

For more information:

- <https://fr-fr.facebook.com/PolyglotClubLyon>

Couchsurfing

Couchsurfing is well-known for their online network which lets travellers find temporary accommodation in someone's home. However, there is also a strong community within Lyon who get together each Monday night to hang out and drink a beer.

For more information:

- <https://www.couchsurfing.org/n/events/cs-lyon-monday-meeting-lyon--5>

Erasmus

Erasmus Lyon hosts parties, excursions and other events for Erasmus students and other international students.

For more information:

- <https://fr-fr.facebook.com/lyon.erasmus/info>





Annexes



Interesting links

Ecole Centrale de Lyon website : <http://www.ec-lyon.fr>

- Official website of Ecole Centrale de Lyon

Scolarité website : <http://scolarite.ec-lyon.fr>

- Timetables, administrative informations, transcript, absences
- You need a username and password to access (after the *rentrée*).

Plateforme Pédagogique : <http://pedagogie.ec-lyon.fr>

- Subjects, academic information
- You need a username and password to access (after the *rentrée*).

Club Photo Centrale Lyon: <http://www.photo-ecl.info/>

- This website will give you an idea of some of the events and activities that happen on the campus throughout the year.

Our Facebook page: <https://www.facebook.com/groups/176691089125341/>

- A group created by the BI which contains all the international students at Centrale Lyon who have Facebook. A good place to ask questions.

Intégrer Centrale Lyon: <http://www.integrer-centrale-lyon.com/>

- Information about the School for students interested in attending.



Yearly calendar

2013

- * **Toussaint vacation:** Saturday 26 October- Sunday 3 November 2013
- * **Toussaint public holiday:** Friday 1 November 2013
- * **Armistice 1918 public holiday:** Monday 11 November 2013
- * **"Rencontre Etudiants-Entreprises" Forum :** Tuesday 6 November 2013
- * **Graduation Ceremony for the Class of 2013:** Saturday 30 November 2013
- * **Christmas vacation:** Saturday 21 December 2013 – Sunday 5 January 2014

2014

- * **End of Semester 1 for 1A (S5) :** Friday 24 January 2014
- * **Beginning of Semester 2 for 1A (S6):** Monday 27 January 2014
- * **End of Semester 1 for 2A (S7):** Friday 31 January 2014
- * **Beginning of Semester 2 for 2A (S8):** Monday 3 February 2014
- * **Winner vacation:** Saturday 1 March – Sunday 9 March 2014
- * **End of academic year for 3A:** Friday 28 March 2014
- * **Beginning of Internships 3A:** Monday 31 March 2014
- * **Easter Monday:** Monday 21 April 2014
- * **End of Semester 2 for 2A (S8):** Friday 25 April 2014
- * **Beginning of Internships 2A:** Monday 28 April
- * **Spring vacation:** Saturday 26 April 2014 - Sunday 11 May 2014
- * **Labour Day:** Thursday 1st May 2014
- * **Victoire 1945 public holiday:** Thursday 8 May 2014
- * **Ascension vacation:** Thursday 29 May 2014 – Sunday 1 June 2014
- * **Pentecost Monday public holiday:** Monday 9 June 2014
- * **Beginning of Internships 1A:** Monday 30 June 2014



Glossary

Amphi	Abbreviation of « amphithéâtre », slang for « cours magistraux » , which is a lecture with a large number of students (50-100).
Assoce	Student association
BE	Preparation for a <i>réstitution</i> , or the <i>réstitution</i> itself.
BI	The Bureau International is the student association which is in charge of helping international students.
DRI	Direction des Relations Internationales, which is a team made up of staff from the School who are in charge of helping international students.
Fanfaron	Someone who belongs to the Fanfare.
Fêtard	Someone who likes partying.
HH	Happy Hour, taking place each Tuesday night, where beer is served.
Rentrée	Back to school, the beginning of the academic year
Rewass	A party in the foyer with loud music !
RU	Restaurant Universitaire, the school cafeteria which serves meals.
TD	<i>Travaux dirigés</i> , small classes with 25 students and a teacher who sets them exercises to do.
TP	<i>Travaux pratiques</i> , held in laboratories with a small group of students and a teacher.
UE	<i>Unité d'Enseignement</i> , a group of subjects taught as a group
Webmail	The School's email service
WEI	<i>Week-end d'intégration</i>
0A	The nickname for students in first year used during the <i>semaine d'intégration</i>
1A	Première année (first year)
2A	Deuxième année (second year)
3A	Troisième année (third year)
4A	The nickname for students in third year who have returned from a gap year between their second and third years



Getting to Centrale

Ecole Centrale de Lyon is located in Ecully, a municipality situated about 12km northeast of the centre of Lyon.

Train

Lyon has two train stations : Lyon Perrache and Lyon Part-Dieu.

From Lyon Perrache (journey takes about 30 minutes)

Bus n°55 : direction Campus Lyon Ouest, **stop Campus Lyon Ouest**

From Lyon Part-Dieu (journey takes about 30 to 45 minutes)

- * **Métro B** : direction Stade de Gerland, stop Saxe-Gambetta ;
- * then **métro D** : direction Gare de Vaise, stop Gorge de Loup ;
- * then **bus n°3** : direction Dardilly Le Jubin, stop Campus Lyon Ouest.

Otherwise :

- * **Métro B** : direction Stade de Gerland, stop Saxe-Gambetta ;
- * then **métro D** : direction Gare de Vaise, stop Gare de Vaise (terminus);
- * then **bus n°4** : direction Campus Lyon Ouest, stop Campus Lyon Ouest (terminus)
(Note that this bus doesn't operate between 9:45am and 3:45pm or after 7:10pm on weekdays, and it doesn't operate at all on weekends).

From the centre of Lyon (journey takes about 35 to 50 minutes)

- * **Bus n°19** : direction Le Pérollier, stop Ecully Centre.
- * Then **bus n°3** : direction Dardilly Le Jubin, stop Campus Lyon Ouest

Note that at night, on weekends, and during university holidays buses arrive much less frequently and the n°4 bus doesn't operate at all.

You can use the TCL website to plan the exact times of your journey!

Car

From Paris

- * Take the **A6** in the direction of **Lyon**.
- * Take the **Écully exit**.
- * At the roundabout, take the 2nd exit (av du Bon Pasteur) in the direction "**Pôle d'Enseignement et de Recherche**".



- * At the following 2 roundabouts, continue straight ahead, passing by **Chemin de Pontet et Crases**, then at the 2nd traffic light turn left down **Avenue Guy de Collongue**.
- * Continue for about 300 metres.
- * École Centrale de Lyon will be on your left.

From Lyon Saint-Exupéry Airport

- * Leave the airport by following the signs saying **Lyon/Chambéry/Grenoble**.
- * Then take the **A43 Lyon**.
- * While on the A43, go through the interchange with the **A46** by following Lyon, then take the exit marked **Paris/Bourg-en-Bresse/Périphérique Nord**.
- * Continue on the *périphérique nord* (north ring road) following signs to Paris, before getting onto the **A6**. Watch out, the *périphérique nord* has a toll.
- * Take the exit marked **Écully/Champagne**, follow signs to **Écully** (on the left) then **Écully Le Pérollier** (2nd on the right)
- * Then follow the above instructions “From Paris”.

From the train stations Lyon Perrache and Lyon Part-Dieu

- * Take the **A6** following signs to **Paris**, then take the **tunnel underneath Fourvière**.
- * When you're about 2km from the tunnel exit, take the exit marked **Écully/Champagne**, follow signs to **Écully** (on the left) then **Écully Le Pérollier** (2nd on the right)

Plane

From airports in Paris

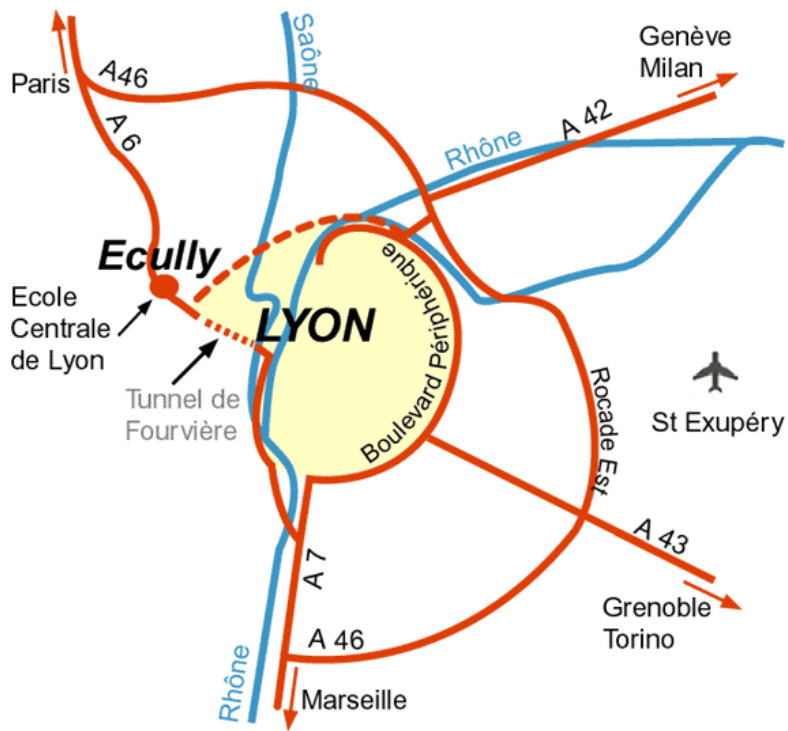
- * From Roissy-Charles de Gaulle Airport, go to the train station called Aéroport Charles de Gaulle 2-TGV, which is situated in Terminal 2. From there, take a TGV to Lyon and follow the above instructions “Train”.
- * From Orly Airport, go to the train station in Paris called Gare de Lyon (yes, it's confusing). From there, take a TGV to Lyon and follow the above instructions “Train”.

From Lyon Saint-Exupéry Airport

Take the RhôneExpress bus which links Lyon-Saint Exupéry Airport and Lyon Part-Dieu train station. The journey takes about 30 minutes.

The train operates seven days a week, every 15 minutes between 6am and 9pm, as well as every 30 minutes from 5am-6am and 9pm-midnight.

Then follow the instructions to get to Centrale from Lyon Part-Dieu train station (see above).



L'Ecole Centrale par rapport à Lyon



Arrivée à l'Ecole Centrale par l'autoroute



Campus map

